




WA12

DISCRETE
MICROPHONE
PREAMPLIFIER
QUICKSTART MANUAL

OPERATION

The **WA12** works great with all types of microphones including dynamic, ribbon and condenser microphones. Dynamic microphones and ribbon microphones are generally lower output devices and require no external power source. Condenser microphones are generally more sensitive than dynamic and ribbon microphones and typically require external +48V phantom power.



FEATURES

Your WA12 is a completely discrete, high voltage, dual-transformer microphone preamplifier designed for high gain (+71dB), high headroom, low noise and an exciting sonic performance - great for all types of recording applications.

+48 Volt Phantom Power

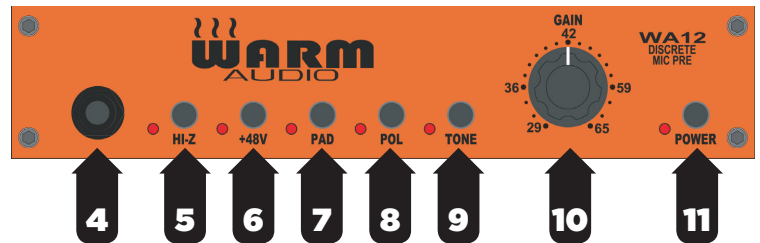
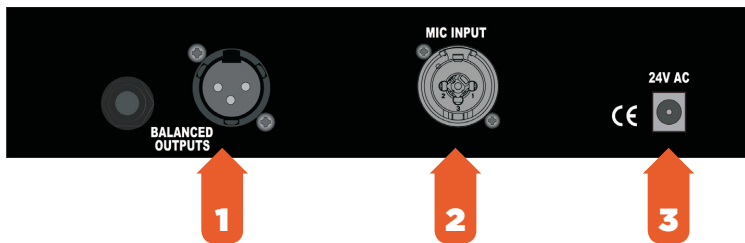
The WA12 has +48V phantom power available. This assures optimum performance of your condenser microphones that require phantom power.

Variable Input Impedance (600 or 150 ohms)

This feature enables you to “tune” your microphones and instruments - experiment with 2 different input impedances to create different sounds from your microphones and instruments. Changing the input impedance can be the perfect solution for a given recording application.

Balanced XLR and TRS outputs

Different outputs are provided on the WA12 to be used simultaneously or separately to accommodate the many applications the WA12 is suited for.



DESCRIPTION

1. XLR & TRS outputs

2 outputs are provided, balanced XLR and TRS. These outputs can be used simultaneously. When using 2 WA12's in stereo as a mastering bus one set of outputs can be assigned to the monitor speakers while the other set returns the conditioned signal back to the DAW to be recorded.

2. Microphone level input (XLR & TRS) / Hi-Z Instrument Input

Different inputs are provided on the WA12 for maximum flexibility. You can connect microphones, instruments, keyboards as well as run your entire mix through 2 WA12's during mix- down or mastering to condition your signal with exceptionally smooth warm character.

3. AC POWER

The WA12 is designed to use a 24V AC power supply. Warm Audio recommends that you use the 24V AC supplied in the original box or another of identical spec.

4. HI-Z Input

The front panel 1/4" input sends the instrument's signal through the entire preamp circuit including the input transformer, discrete opamp (operational amplifier) and output transformer. The thorough layout of the HI-Z's signal path ensures that instruments are subject to the same robust pre-amplification as the microphones. You can connect a variety of instruments via the Hi-Z input on the front panel of the WA12 including: acoustic and electric guitars, bass guitar as well as older keyboards with Hi-Z instrument level output.

5. HI-Z Switch

This feature engages the front panel 1/4" input and turns off the back panel XLR/TRS combo input.

6. +48V Switch

The 48 volts feature provides power for condenser mics and any other devices requiring continuous phantom power through the XLR input. This power is supplied at a constant level to prevent any degradation of audio quality.

7. -20dB PAD Switch

Engaging this feature applies -20db to the incoming signal. This is a very useful feature for reducing the level coming into the WA12 and thus preventing the signal from clipping or distorting. This may occur due to high output level from a microphone or other device. Padding the input serves to provide increased "headroom" for the operator while lessening the likelihood of signal overload.

8. POL Switch

This feature inverts the polarity of the signal. Use the phase invert when recording with more than one open microphone to combat phase cancellation between microphones.

9. TONE Switch

When engaged the input impedance of the preamp is 150 ohms. When dis-engaged the input impedance of the preamp is 600 ohms. The 150 ohm (switched-in) setting increases the gain of the preamp by +6db changing the maximum gain from +65db to +71db. This feature will make a noticeable tone change to most microphones and instruments. The back panel XLR input and front panel HI- Z input are both altered by this feature.

The 600 ohms impedance setting is recommended for condenser and dynamic microphones, and 150 ohms is recommended for ribbons. This button is labeled "TONE" for a reason though, we strongly suggest you experiment with both settings on all sources to find the best possible tone for your mixes.

10. GAIN Knob

The gain control is variable and adjusts the WA12's gain from +29db to +65db or from +35db to +71db when the "TONE" switch is engaged. The "PAD" feature lowers the minimum and maximum ranges by -20db when engaged.

11. Power Button

The power button is used to power the unit on and off. To extend the life of the electronics please turn unit off when not in use.

Log on to www.warmaudio.com to register your unit within 14 days of your purchase date to secure your 1 year warranty.

All Content Copyright 2013 Warm Audio - All Rights Reserved

WARM
AUDIO

Round Rock, Texas USA warmaudio.com